

Craftsman-Series

Lever handle



	Page	No
Coupé style, Ø19 mm, solid	242	8070
Door knob, fixed, ø50 mm	243	8082
Folds flush, Ø16 mm	243	8652

Escutcheons



Ø53 x 6 mm, c-c 30 mm, machine screws.	244	8100
Ø53 x 6 mm, c-c 38 mm, wood screws.	245	8115
Lever rose Ø50 x 5 mm, c-c 30 mm, machine screws	245	8130

Backplates



Pressed, 233 x 53 x 5 mm, lever position at top.	246	8230
Pressed, 233 x 53 x 5 mm, lever position at bottom.	246	8330

Accessories



Handrail bracket , ø14 mm, solid, with flat rose	247	8862
Handrail bracket , ø14 mm, solid, with curved rose	247	8865
Letter plate 275 x 60 x 2 mm, solid	248	8602
Letter plate 300 x 80 x 2 mm, solid	248	8604
Letter plate 400 x 100 x 2 mm, solid	249	8606
Letter flap 325 x 80, sprung.	249	8609
Letter flap 360 x 93, sprung.	250	8610
Cover for letter plate 280 x 75	250	8612
Cover for letter plate 350 x 115	251	8614
Flush handle 85 x 30 mm, depth 10 mm	251	8851

no 8070



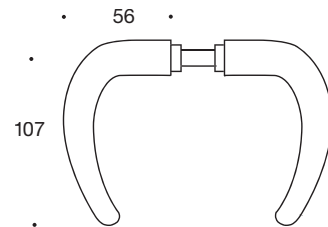
Solid lever handle in a classical coupé style, $\varnothing 19$ mm.

For use with pressed roses or backplates.

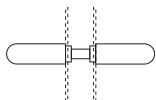
Available in stainless steel (AISI 304).

Supplied in pairs, for door thickness 34-58 mm or 58-82 mm, specify door thickness when ordering.

Standard spindle 8x8 mm.

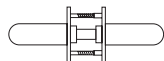
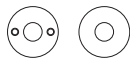


Product variants:



Without roses, for fitting on backplates.

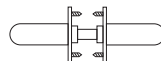
Stainless steel **8070.00**



With attached rose, $\varnothing 53 \times 6$ mm.

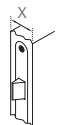
Fixing centres 30 mm
Stainless steel **8070.04**

Fixing centres 38 mm
Stainless steel **8070.05**



With attached rose, $\varnothing 53 \times 6$ mm.

Fixing centres 38 mm
Stainless steel **8070.06**



Specify door thickness when ordering.

X (mm.)	40	34-58	58-82
Code	E	AB	CD

Ex. 8070.XX.AB

All roses are supplied with machine screws, threaded bushes and Randi-Plug®, or wood screws.

no 8082



Fixed door knob, ø50 mm, for use on pressed backplates. Available in satin stainless steel (AISI 304).

Supplied singly, for door thickness 34-58 mm or 58-82 mm, specify door thickness when ordering.

Standard spindle 8x8 mm.



Stainless steel: **8082.00**

no 8652

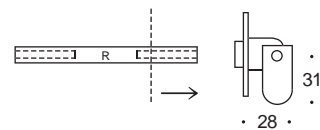


Folds flush for easy access, ø16 mm, supplied with loose spindle, 8x8x113 mm. Spindle should be adjusted to door thickness (max. 94 mm).

Available in matt nickel plated or bright polished brass.

Standard spindle 8x8 mm.

Fixing centres	30 mm	38 mm
Stainless steel	8652.04	8652.06
Brass	p8652.94	p8652.96



All roses are supplied with machine screws, threaded bushes and Randi-Plug®, or wood screws.

no 8100

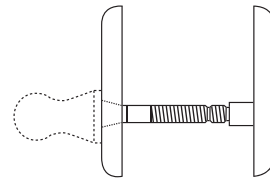


Pressed rose, $\varnothing 53 \times 6$ mm.

Available in stainless steel (AISI 304).

Fixing centres 30 mm, visible screws. Supplied in pairs including machine screws M4x84 mm and threaded bushes.

Bathroom escutcheons: Standard for door thickness 34-50 mm.



• 25 •

Product variants:



Cyl/turn
8100.01.A



Cyl/turn
8100.016.A



Cyl/cyl
8100.02.A



Bathroom
8100.03.TA/TG



Bathroom
8100.036.TA/TG



Keyhole
8100.04.M



Blind
8100.05

Escutcheons also available with cylinder rings in various heights: 7, 11, 13, 16, 18 or 20 mm, in combination with a turn or for double cylinder. See page 63.

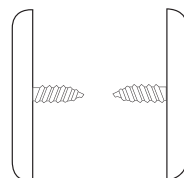
no **8115**

Pressed rose, $\varnothing 53 \times 6$ mm.

Available in stainless steel (AISI 304).

Drilled for wood screws, fixing centres 38 mm.

Supplied in pairs including wood screws 3,5x16 mm.



• 6 •

Stainless steel: **8115.02.E**

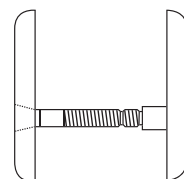
no **8130**

Pressed rose, $\varnothing 50 \times 5$ mm, fixing centres 30 mm.

With rose covers for concealed fixing.

Supplied in pairs incl. machine screws M4x84 mm.

Available in stainless steel (AISI 304).



• 5 •

Stainless steel: **8130.00**

no 8230

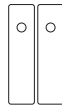
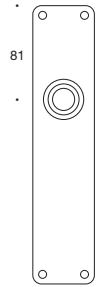


Pressed backplate, 233x53x5 mm.

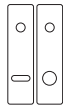
Available in satin stainless steel (AISI 304).

Drilled for wood screws or M4 machine screws.
Supplied in pairs without screws.

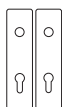
The distance between the centre of the lever hole and the centre of the keyhole/cylinder (X-centres) is defined by adding a code as the 8.th digit.
See table of codes, page 275.



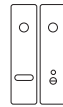
Latch
8230.00



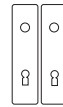
Cyl/turn
8230.01.RX



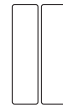
Cyl/cyl
8230.02.EX



Bathroom
8230.03.TX



Keyhole
8230.04.BX



Blind
8230.05

no 8330



Pressed backplate, 233x53x5 mm.

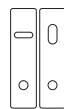
Available in satin stainless steel (AISI 304).

With lever position at the bottom for handle. Fits Scandinavian standard locks. Drilled for wood screws or M4 screws.
Supplied in pairs without screws.

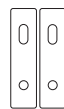
The distance between the centre of the lever hole and the centre of the keyhole/cylinder (X-centres) is defined by adding a code as the 8.th digit.
See table of codes, page 275.



Latch
8330.00



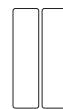
Cyl/turn
8330.01.AX



Cyl/cyl
8330.02.AX



Bathroom
8330.03.TX



Blind
8330.05

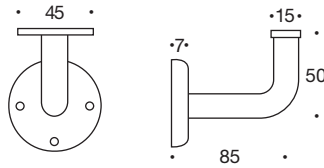
no 8862



Handrail bracket, solid, \varnothing 14 mm. Fixed on pressed rose \varnothing 55x7 mm. Drilled for 5 mm screws.

Available in satin stainless steel (AISI 304).

Supplied singly.



Stainless steel: 8862.00

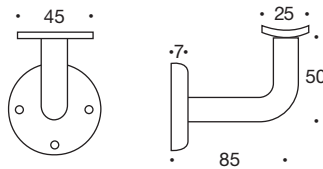
no 8865



Hand rail bracket, solid \varnothing 14 mm. Fixed on pressed rose \varnothing 55x7 mm. Drilled for 5 mm screws.

Available in satin stainless steel (AISI 304).

Supplied singly.



Stainless steel: 8865.00

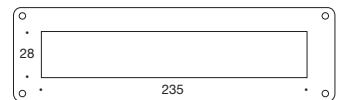
no 8602



Letter plate, 275x60x2 mm, solid. Aperture 235x28 mm.
Drilled for 3,5 mm screws.

Available in satin stainless steel (AISI 304) or polished brass.

Supplied singly incl. wood screws 3,5x13 mm.



Stainless steel: **8602.00**
Brass: **p8602.90**

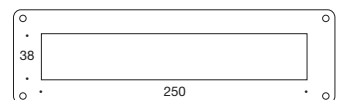
no 8604



Letter plate, 300x80x2 mm, solid. Aperture 250x38 mm.
Drilled for 3,5 mm screws.

Available in satin stainless steel (AISI 304) or polished brass.

Supplied singly incl. wood screws 3,5x13 mm.



Stainless steel: **8604.00**
Brass: **p8604.90**

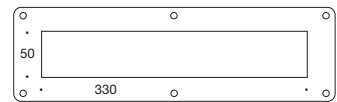
no 8606



Letter plate, 400x100x2 mm, solid. Aperture 330x50 mm.
Drilled for 3,5 mm screws.

Available in satin stainless steel (AISI 304) or polished brass.

Supplied singly incl. wood screws 3,5x13 mm.



Stainless steel: 8606.00
Brass: p8606.90

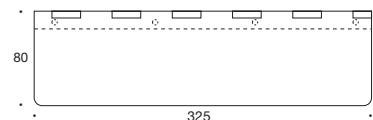
no 8609



Sprung internal letter flap, 325x80 mm.
Drilled for 3 mm screws.

Available in satin stainless steel (AISI 304) or polished brass.

Supplied singly incl. wood screws.



Stainless steel: 8609.00
Brass: p8609.90

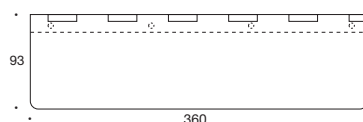
no 8610



Sprung internal letter flap, 360x93 mm.
Drilled for 3 mm screws.

Available in satin stainless steel (AISI 304) or polished brass.

Supplied singly incl. wood screws.



Stainless steel: **8610.00**
Brass: **p8610.90**

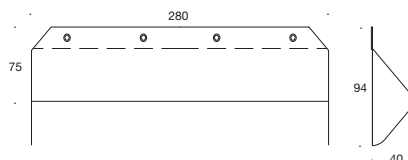
no 8612



Cover for letter plate 280x75 mm.
Drilled for 3 mm screws.

Available in satin stainless steel (AISI 304) or polished brass.

Supplied singly without screws.



Stainless steel: **8612.00**
Brass: **p8612.90**

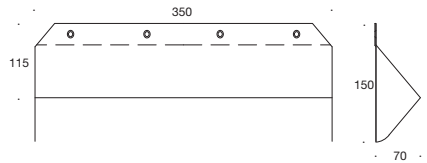
no 8614



Cover for letter plate 350x115 mm.
Drilled for 3 mm screws.

Available in satin stainless steel (AISI 304) or polished brass.

Supplied singly without screws.



Stainless steel: **8614.00**
Brass: **p8614.90**

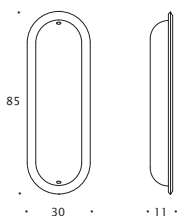
no 8851



Small flush handle, 85x30 mm, depth 10 mm.

Available in satin stainless steel (AISI 304).

Supplied singly.



Stainless steel: **8851.00**