



Line 18[®]

| | Page | No | |
|-------------------------------------------------------------------------------------|----------------------------------------------------------|-----------|--------|
| Lever handles | | | |
|  | Return-to-Door style, Ø18 mm | 220 | 7020 |
| | Straight, Ø18 mm. | 221 | 7021 |
| | Straight, mitred, Ø18 mm. | 222 | 7024 |
| | Curved, mitred, Ø18 mm | 223 | 7060 |
| | Coupé, Ø18 mm. | 224 | 7062 |
| | T-shaped, curved, Ø18 mm | 225 | 7065 |
| | Coupé, Ø19 mm. | 226 | 7090 |
| Window handles | | | |
|  | Straight, Ø14 mm, solid | 238 | 7701 |
| | Cranked, Ø14 mm, solid, | 238 | 7706 |
| | Straight, Ø19 mm, turn/tilt | 239 | 7743 |
| Escutcheons | | | |
|  | Solid Ø50 x 2 mm, c-c 30 mm, machine screws | 228 | 7100 |
| | Solid Ø50 x 2 mm, c-c 38 mm, wood screws | 229 | 7115 |
|  | Rose covers Ø52 x 4 mm, c-c 30 mm, machine screws . | 230 | 7140 |
| | Rose covers Ø52 x 4 mm, c-c 38 mm, wood screws . . . | 231 | 7145 |
|  | Oval, solid 65 x 30 x 2 mm, c-c 49 mm | 232 | 7190 |
|  | Backplate 215x55x2 mm, lever position at the top | 233 | 7220 |
| | Backplate 215x55x2 mm, lever position at the bottom . | 233 | 7320 |
| Pull Handles | | | |
|  | U-shaped, Ø18 mm | 234 | 7518 |
| | U-shaped, Ø25 mm | 234 | 7525 |
| | U-shaped, cranked, Ø25 mm | 235 | 7535 |
| | Glass fixing. | 235 | 60045 |
| | Washers for fixing sets | 235 | 73050 |
| Accessories | | | |
|  | Door stop Ø40 mm, height 12 mm. | 236 | 7602 |
| | Door stop Ø19 mm, height 75 mm. | 236 | 7604 |
| | Door stop Ø45 mm, height 25 mm. | 237 | 7607 |
| | Door stop Ø14 mm, height 43 mm. | 237 | 8600 |
| | Machine screw M4. | 239 | 1922 |
| | Threaded bush M4. | 239 | F60002 |
| | Spindle, dt 35-58 mm | 239 | 82618 |
| Spindle, dt 58-82 mm | 239 | 82616 | |

no 7020

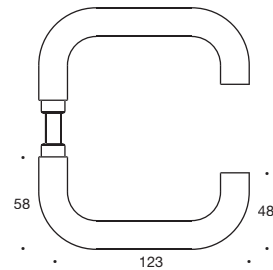


Lever handle, „Return to Door“ styling, \varnothing 18 mm hollow.

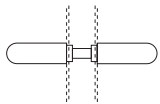
Available in satin stainless steel (AISI 304).

Supplied in pairs, for door thickness 34-58 mm.
For door thickness 58-82 mm, a separate spindle no 82.616 should be ordered.

Standard spindle 8x8 mm.

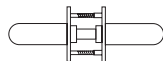
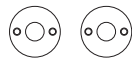


Product variants:



Without roses, for fitting on backplates..

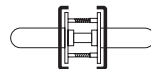
Stainless steel **7020.00**



With solid roses attached, \varnothing 50x2 mm.

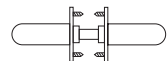
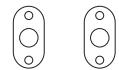
Fixing centres 30 mm
Stainless steel **7020.04**

Fixing centres 38 mm
Stainless steel **7020.05**



With attached roses and rose covers, \varnothing 52x4 mm, for concealed fixing.

Fixing centres 30 mm and 38 mm
Stainless steel **7020.084**



With solid roses attached, 65x30x2 mm.

Fixing centres 49 mm
Stainless steel **7020.07**

All roses are supplied with machine screws, threaded bushes and Randi-Plug®, or wood screws.

no 7021

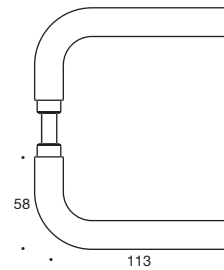


Straight lever handle, ø18 mm hollow.

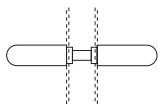
Available in satin stainless steel (AISI 304).

Supplied in pairs, for door thickness 34-58 mm.
For door thickness 58-82 mm, a separate spindle no 82.616 should be ordered.

Standard spindle 8x8 mm.

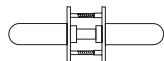
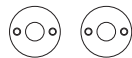


Product variants:



Without roses, for fitting on backplates.

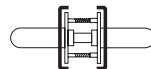
Stainless steel **7021.00**



With solid roses attached, ø50x2 mm.

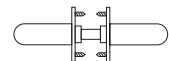
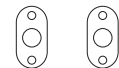
Fixing centres 30 mm
Stainless steel **7021.04**

Fixing centres 38 mm
Stainless steel **7021.05**



With attached roses and rose covers, ø52x4 mm, for concealed fixing.

Fixing centres 30 mm and 38 mm
Stainless steel **7021.084**



With solid roses attached, 65x30x2 mm.

Fixing centres 49 mm
Stainless steel **7021.07**

no 7024

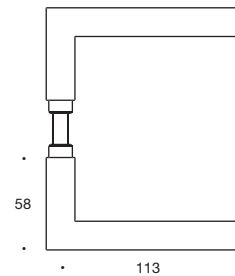


Straight mitred lever handle, $\varnothing 18$ mm hollow.

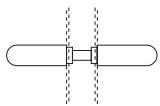
Available in satin stainless steel (AISI 304).

Supplied in pairs, for door thickness 34-58 mm.
For door thickness 58-82 mm, a separate spindle no 82.616 should be ordered.

Standard spindle 8x8 mm.

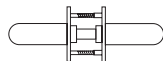
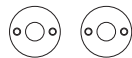


Product variants:



Without roses, for fitting on backplates.

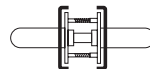
Stainless steel **7024.00**



With solid roses attached, $\varnothing 50 \times 2$ mm.

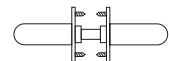
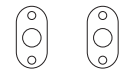
Fixing centres 30 mm
Stainless steel **7024.04**

Fixing centres 38 mm
Stainless steel **7024.05**



With attached roses and rose covers, $\varnothing 52 \times 4$ mm, for concealed fixing.

Fixing centres 30 mm and 38 mm
Stainless steel **7024.084**



With solid roses attached, $65 \times 30 \times 2$ mm.

Fixing centres 49 mm
Stainless steel **7024.07**

All roses are supplied with machine screws, threaded bushes and Randi-Plug®, or wood screws.

no 7060

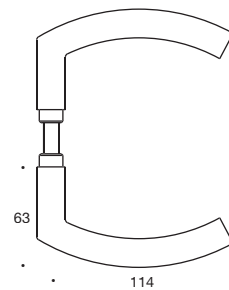


Mitred lever handle, ø18 mm hollow.

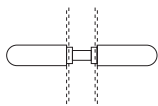
Available in satin stainless steel (AISI 304).

Supplied in pairs, for door thickness 34-58 mm.
For door thickness 58-82 mm, a separate spindle no 82.616 should be ordered.

Standard spindle 8x8 mm.

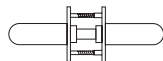
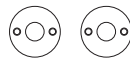


Product variants:



Without roses, for fitting on backplates.

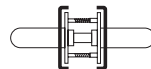
Stainless steel **7060.00**



With solid roses attached, ø50x2 mm.

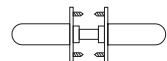
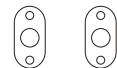
Fixing centres 30 mm
Stainless steel **7060.04**

Fixing centres 38 mm
Stainless steel **7060.05**



With attached roses and rose covers, ø52x4 mm, for concealed fixing

Fixing centres 30 mm and 38 mm
Stainless steel **7060.084**



With solid roses attached, 65x30x2 mm.

Fixing centres 49 mm
Stainless steel **7060.07**

no 7062

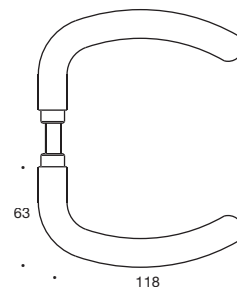


Lever handle, $\varnothing 18$ mm hollow, inspired by the 1060 lever handle from the Randi-Line series.

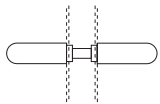
Available in satin stainless steel (AISI 304).

Supplied in pairs, for door thickness 34-58 mm.
For door thickness 58-82 mm, a separate spindle no 82.616 should be ordered.

Standard spindle 8x8 mm.

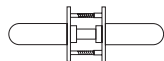
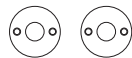


Product variants:



Without roses, for fitting on backplates.

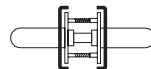
Stainless steel **7062.00**



With solid roses attached, $\varnothing 50 \times 2$ mm.

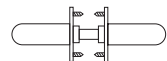
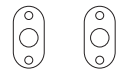
Fixing centres 30 mm
Stainless steel **7062.04**

Fixing centres 38 mm
Stainless steel **7062.05**



With attached roses and rose covers, $\varnothing 52 \times 4$ mm, for concealed fixing.

Fixing centres 30 mm and 38 mm
Stainless steel **7062.084**



With solid roses attached, $65 \times 30 \times 2$ mm.

Fixing centres 49 mm
Stainless steel **7062.07**

All roses are supplied with machine screws, threaded bushes and Randi-Plug®, or wood screws.

no 7065

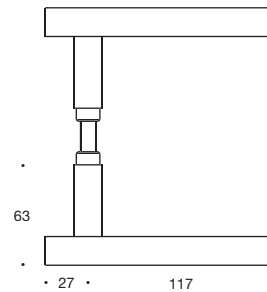


Lever handle, ø18 mm hollow, curved „T-shape“.

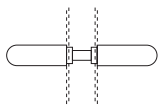
Available in satin stainless steel (AISI 304).

Supplied in pairs, for door thickness 34-58 mm.
For door thickness 58-82 mm, a separate spindle no 82.616 should be ordered.

Standard spindle 8x8 mm.

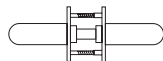
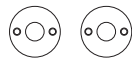


Product variants:



Without roses, for fitting on backplates.

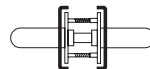
Stainless steel **7065.00**



With solid roses attached, ø50x2 mm.

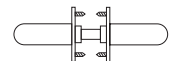
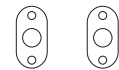
Fixing centres 30 mm
Stainless steel **7065.04**

Fixing centres 38 mm
Stainless steel **7065.05**



With attached roses and rose covers, ø52x4 mm, for concealed fixing.

Fixing centres 30 mm and 38 mm
Stainless steel **7065.084**



With solid roses attached, 65x30x2 mm.

Fixing centres 49 mm
Stainless steel **7065.07**

no 7090

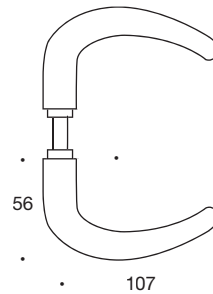


Lever handle, ø19 mm hollow, classic „coupé-shape“.

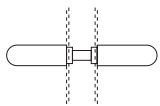
Available in satin stainless steel (AISI 304).

Supplied in pairs, for door thickness 34-58 mm.
For door thickness 58-82 mm, a separate spindle no 82.616 should be ordered.

Standard spindle 8x8 mm.

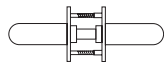
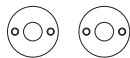


Product variants:



Without roses, for fitting on backplates..

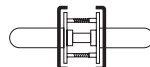
Stainless steel **7090.00**



With solid roses attached, ø50x2 mm.

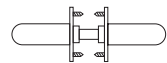
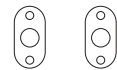
Fixing centres 30 mm
Stainless steel **7090.04**

Fixing centres 38 mm
Stainless steel **7090.05**



With attached roses and rose covers, ø52x4 mm, for concealed fixing.

Fixing centres 30 mm
og 38 mm
Stainless steel **7090.084**



With solid roses attached, 65x30x2 mm.

Fixing centres 49 mm
Stainless steel **7090.07**

All roses are supplied with machine screws, threaded bushes and Randi-Plug®, or wood screws.

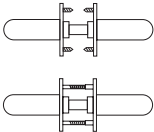
Types of roses – Line 18®

Solid roses



Solid, attached roses, \varnothing 50 x 2 mm. Available with fixing centres 30 mm and 38 mm.

Supplied in pairs incl. machine screws M4 x 84 mm, Torx no. 15, wood screws and screw guide system.

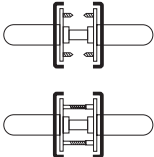


Rose covers



Attached roses with rose covers, \varnothing 52 x 4 mm, concealed fixing. Available with fixing centres 30 mm and 38 mm.

Supplied in pairs incl. machine screws M4 x 84 mm, Torx no. 15, wood screws and screw guide system.

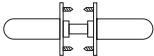


Oval roses, solid



Solid, attached roses, 65 x 30 x 2 mm. Drilled for countersunk wood screws, fixing centres 49 mm.

Supplied in pairs incl. wood screws 4 x 16 mm.



no 7100



Escutcheons, solid, $\varnothing 50 \times 2$ mm.

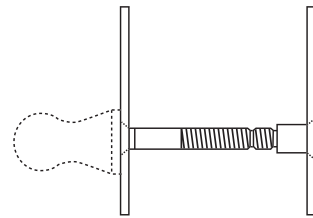
Available in satin stainless steel (AISI 304).

Fixing centres 30 mm, visible screws.

Supplied in pairs including machine screws M4x84 mm and threaded bushes.

Bathroom escutcheons: Standard for door thickness 34-50 mm.

Fits Scandinavian standard locks.



Product variants:



Latch
7100.00



Cyl/turn
7100.01.A



Cyl/turn
7100.01.AX



Turn
7100.01.AM4



Cyl/cyl
7100.02.A



Bathroom
7100.03.TA/TG



Keyhole
7100.04.M



Blind
7100.05

Escutcheons also available with cylinder rings in various heights: 7, 11, 13, 16, 18 or 20 mm, in combination with a turn or for double cylinder, see page 63.

no 7115

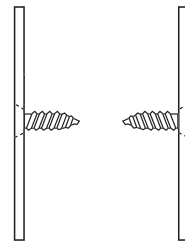


Escutcheons, solid, $\varnothing 50 \times 2$ mm.

Available in satin stainless steel (AISI 304).

Drilled for wood screws, fixing centres 38 mm.

Supplied in pairs including stainless steel wood screws 3,5x16 mm.



Product variants:



Latch
7115.00



Cyl/cyl
7115.02E

no 7140



Escutcheons, $\varnothing 52 \times 4$ mm rose covers, concealed fixing.

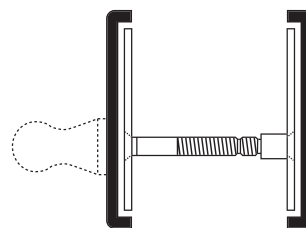
Available in satin stainless steel (AISI 304).

Fixing centres 30 mm, no visible screws.

Supplied in pairs including machine screws M4x84 mm and threaded bushes.

Bathroom escutcheons: Standard for door thickness 34-45 mm.

Fits Scandinavian standard locks.



Product variants:



Latch
7140.00



Cyl/turn
7140.01.A



Cyl/turn
7140.01.AX



Turn
7140.01.AM4



Cyl/cyl
7140.02.A



Bathroom
7140.03.TA/TG



Keyhole
7140.04.M



Blind
7140.05

Escutcheons also available with cylinder rings in various heights: 7, 11, 13, 16, 18 or 20 mm, in combination with a turn or for double cylinder, see page 63.

no 7145



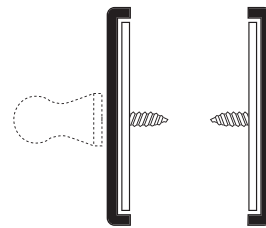
Escutcheons, ø52x4 mm rose covers, concealed fixing.

Available in stainless steel (AISI 304).

Drilled for wood screws, fixing centres 38 mm, no visible screws.

Supplied in pairs including stainless steel wood screws 3,5x13 mm.

Bathroom escutcheons: Standard for door thickness 34-45 mm.



Product variants:



Latch
7145.00



Cyl/cyl
7145.02E



Bathroom
7145.03.TG



Keyhole
7145.04.M



Blind
7145.05

no 7190




Escutcheons, solid, 65x30x2 mm, for narrow profile doors.

Available in satin stainless steel (AISI 304).

Drilled for wood screws, fixing centres 49 mm.

Supplied in pairs including wood screws 3,5x16 mm.



Product variants:



Latch
7190.00



Cyl/cyl
7190.02E



Blind
7190.05

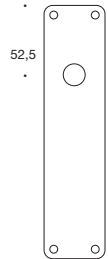
no 7220



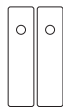
Backplate, 215x55x2 mm.

Available in satin stainless steel (AISI 304).

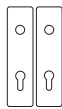
Drilled for wood screws or M4 machine screws.
Supplied in pairs without screws.



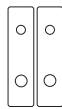
The distance between the centre of the lever hole and the centre of the keyhole/cylinder (X-centres) is defined by adding a code as the 8.th digit. See table of codes, page 275.



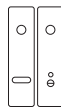
Latch
7220.00



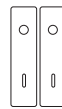
Cyl/Cyl
7220.02.EX



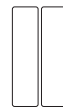
Cyl/Cyl
7220.02.KX



Bathroom
7220.03.TX



Keyhole
7220.04.MX



Blind
7220.05

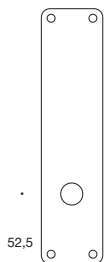
no 7320



Backplate, 215x55x2 mm.

Available in satin stainless steel (AISI 304).

With lever position at the bottom for handle. Fits Scandinavian standard locks. Drilled for wood screws or M4 screws.
Supplied in pairs without screws.



Tapered cylinder rings should be ordered separately. Fits ASSA/Trioving security cylinder.

The distance between the centre of the lever hole and the centre of the keyhole/cylinder (X-centres) is defined by adding a code as the 8.th digit. See table of codes, page 275.



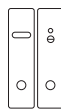
Latch
7320.00



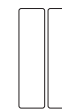
Cyl/Turn
7320.01.AX



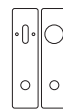
Cyl/Cyl
7320.02.AX



Bathroom
7320.03.TX



Blind
7320.05



Cyl/Turn
7320.01.HX



Cyl/Cyl
7320.02.HX

no 7518




Straight pull handle, $\varnothing 18$ mm, c-c 175 mm.

Available in satin stainless steel (AISI 304).

Supplied singly without screws. Fixing sets should be ordered separately, see code scheme.

Stainless steel: 7518.175




no 7525



Straight pull handle, $\varnothing 25$ mm.

Available in satin stainless steel (AISI 304).

Supplied singly without screws. Fixing sets should be ordered separately, see code scheme.



| Fixing centres | 200 mm | 300 mm | 450 mm |
|-----------------|----------|----------|----------|
| Stainless steel | 7525.200 | 7525.300 | 7525.450 |

no 7535

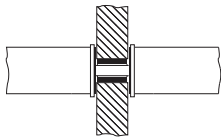
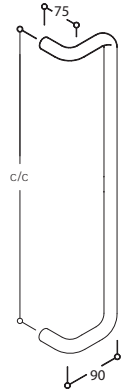


Cranked pull handle, $\varnothing 25$ mm.

Available in satin stainless steel (AISI 304).

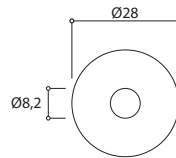
Supplied singly without screws. Fixing sets should be ordered separately, see code scheme.

| Fixing centres | 200 mm | 300 mm | 450 mm |
|-----------------|----------|----------|----------|
| Stainless steel | 7535.200 | 7535.300 | 7535.450 |



no 60045

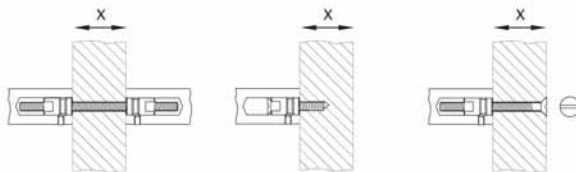
Glass fixing for 73040 fixing sets. Supplied in pairs.



no 73050

Washer for fixing sets. Supplied in pairs.

Fixing Sets



X =

| | | | |
|-------------|------------|---------|-----------|
| 10 - 22 mm. | | | 73046/GA |
| 23 - 30 mm. | 73040.SABC | | 73046/GBC |
| 31 - 42 mm. | | 73045.T | |
| 43 - 54 mm. | | | 73046/GD |
| 55 - 66 mm. | 73040.SDEF | | 73046/GEF |
| 67 - 78 mm. | | | |
| 79 - 90 mm. | | | |

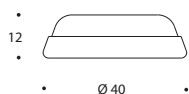
no 7602



Door stop, $\varnothing 40$ mm, height 12 mm, with grey rubber buffer.
Drilled for $\varnothing 5$ mm screw.

Available in satin stainless steel (AISI 304).

Supplied singly incl. plug and screw.



Stainless steel: **7602.00**

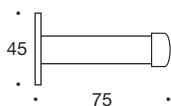
no 7604



Door stop, $\varnothing 19$ mm, height 75 mm, with black rubber buffer,
rose $\varnothing 45 \times 3$ mm. Drilled for $\varnothing 5$ mm wood screw.

Available in satin stainless steel (AISI 304).

Supplied singly incl. plug and screw.



Stainless steel: **7604.00**

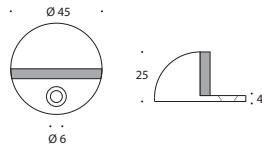
no 7607



Door stop, $\varnothing 45$ mm, height 25 mm, with black rubber buffer.
Drilled for 5,5 mm wood screw.

Available in satin stainless steel (AISI 304).

Supplied singly incl. plug and screw.



Stainless steel: **7607.00**

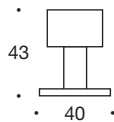
no 8600



Door stop $\varnothing 14$ mm, height 43 mm, rose $\varnothing 40 \times 3$ mm.
With black rubber buffer $\varnothing 33 \times 22$ mm.

Available in satin stainless steel (AISI 304).

Supplied singly incl. $\varnothing 7$ mm. fixing screw.



Stainless steel: **8600.00**

no 7701

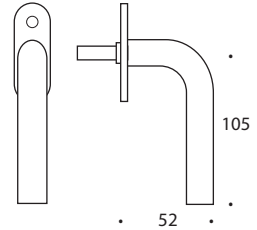


Straight window handle, solid, $\varnothing 14$ mm, on rose 20x65x3 mm.
Drilled for M5 screws or 5 mm wood screws, fixing centres 43 mm.

Available in solid, satin stainless steel (AISI 304).

Supplied singly incl. M5 screws.

Supplied with spindle 7x7 mm or 8x8 mm.



| Spindle (mm) | Stainless steel |
|--------------|-------------------|
| 7x7x35 mm | 7701.01-35 |
| 7x7x43 mm | 7701.01-43 |

no 7706



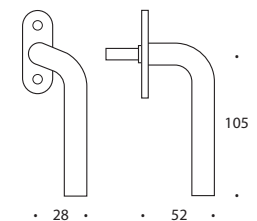
Cranked window handle, $\varnothing 14$ mm, on rose 20x65x3 mm.
Drilled for M5 screws or 5 mm wood screws, fixing centres 43 mm.

Available in solid, satin stainless steel (AISI 304).

Supplied singly incl. M5 screws.

Supplied with spindle 7x7 mm or 8x8 mm.

Specify right handed = R or left handed = L when ordering.
Illustration shows right.



| Spindle (mm) | Stainless steel |
|--------------|-------------------|
| 7x7x35 mm | 7706.01-35 |
| 7x7x43 mm | 7706.01-43 |

no 7743



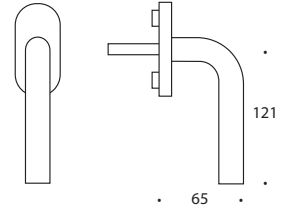
Straight window handle $\varnothing 19$ mm hollow. Spindle 7x7x35 mm.

Available in stainless steel (AISI 304).

Supplied with arrester at 90° - 180° for turn/tilt. With attached rose and rose cover 30x65x12 mm, for concealed fixing. Drilled for M5 screws or wood screws, fixing centres 43 mm.

Supplied singly including M5 screws.

| Spindle (mm) | Stainless steel |
|--------------|-----------------|
| 7x7x35 mm | 7743.01-35 |



no 1922



M4 machine screw, Torx nr. 15.

no F60002



Threaded bush for M4 machine screw, nickel plated. For Line 18® lever handles, roses and backplates.

no 82616-82618

Spindle 8x8 mm, for Line 18® lever handles. Electro zinc-coated.

| | |
|----------------|-------|
| 8 x 8 x 124 mm | 82616 |
| 8 x 8 x 100 mm | 82618 |

